




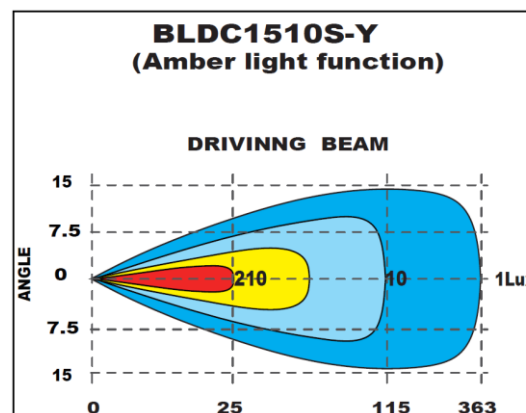
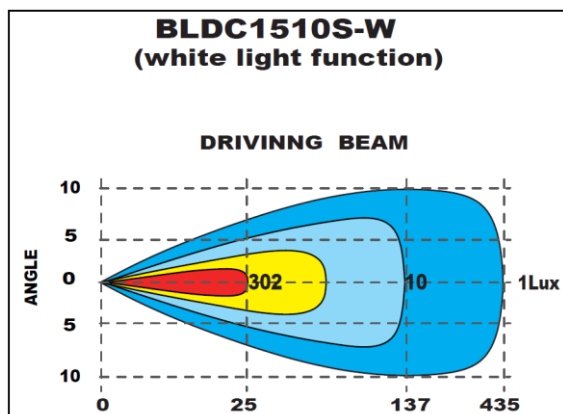
# Brighter LED Lighting Co.,Ltd.

Addr:No. 10, Keji East Road, Songxia Industrial Zone, Songgang, Nanhai, Foshan, Guangdong, China

Tel: +86 757 85222669 Fax:+86 757 85221719, Web.:www.brtled-light.com



DUAL PARK LIGHTS  
(White/amber)



### Materials:

- White:10pcs\*10W LP LED
- Amber:5pcs\*10W LP LED
- Color Temperature: White:6000K / Amber:3200K
- Extruded Aluminum Heat-Sink(6063#)
- Efficient Polycarbonate(PC) Reflector
- Lexan Polycarbonate(PC) Front Cover
- Anodized Polyester Powdercoat
- SIDE BRACKET(SUS201)
- BOTTOM BRACKET(Aluminum 6063#)

### Features:

- Dual Color Driving Beam +Dual Color Park Light
- Soft & Integrated Park Light
- Anti Rust / Corrosion / Freezing Resistance
- Electronic Thermal Management (ETM)
- Side-Reflecting Optic System
- ECE R112/R7/ R10, CE
- Over / Under Voltage Protection
- Reverse Polarity Protection
- UV Resistant, ShockResistant-15G
- Waterproof rating: Comply with IP68/IP69K
- 50,000+ Hr LED Lifespan
- Warranty: 1 Year

Part NO.	LEDs	Dimensions (mm)	Functions	Beam pattern	AMP Draw (12V/24V/)	Luminous Flux (lm)	Peak Beam Intensity(cd)	Operating conditions:
BLDC1510S	White:10X10W Amber:5X10W Position:2X1W	514*54*61.5	White driving light	Driving Beam (Ref. No.: 40)	6A / 2.8A	Raw:11000LM Effective:9100LM	189200cd	· Voltage: DC9-36V · Environment temperature -40~+60 ° C
			Amber driving light	Driving Beam (Ref. No.: 37.5)	5.4A / 2.7A	Raw:8800LM Effective:7600LM	131700cd	